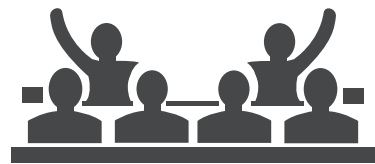




# **NINERS** BY THE **NUMBERS**



A PROFILE OF OUR 2018-2019

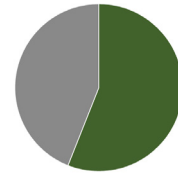


## **UNDERGRADUATE STUDENTS**

UNIVERSITY OF NORTH CAROLINA AT CHARLOTTE

# ENROLLED FALL 2018 FRESHMAN CLASS UNDERGRADUATES

**3,708**  
NEW FRESHMEN  
ENROLLED FOR FALL 2018



**56%**

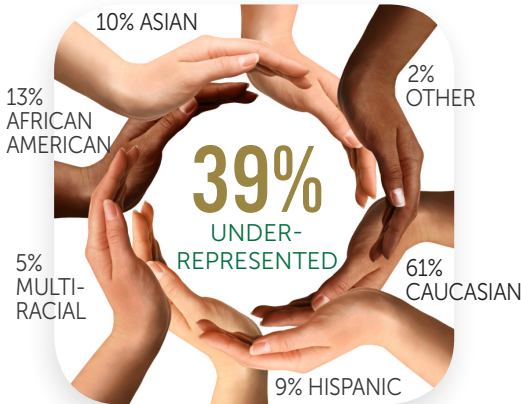
\*PERCENT OF NEW STUDENTS  
WHO ARE FRESHMEN

## TEST SCORES & GPA OF ENROLLED NEW FRESHMEN

**1202** OUT OF 1600  
AVERAGE SAT SCORE

**24** AVERAGE ACT SCORE

**4.1** AVERAGE HS WTD GPA



**Academic quality for Freshmen at UNC Charlotte** is at an unprecedented level, showcasing the highest level of ACT and SAT scores.

**17,119**  
APPLICATIONS  
RECEIVED

**11,500**  
ADMITTED

**3,708**  
ENROLLED

**32.2%**  
YIELD  
RATE

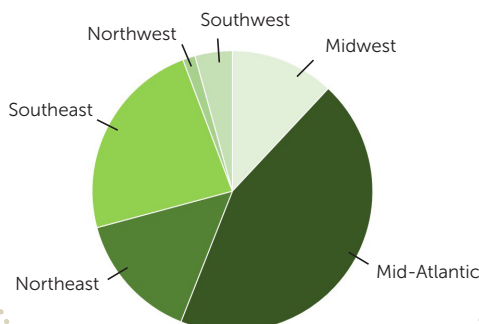
## TYPE OF HIGH SCHOOL ATTENDED



	NC	OUT-OF-STATE
PUBLIC	83%	87%
PRIVATE	2%	3%
EARLY COLLEGE	8%	0%
OTHER	7%	10%

**93%** FROM NC  
**7%** NOT FROM NC

NON-NORTH CAROLINA,  
U.S. FRESHMEN COME FROM:



**2,980** FRESHMEN LIVE  
ON CAMPUS

80% OF NEW FALL FRESHMEN CHOSE TO LIVE ON CAMPUS



**15**  
AVERAGE NO. CREDITS  
ENROLLED FOR FALL '18 <sup>1</sup>



**24**  
AVERAGE NO. CREDITS  
AWARDED TO NEW FRESHMEN <sup>1</sup>

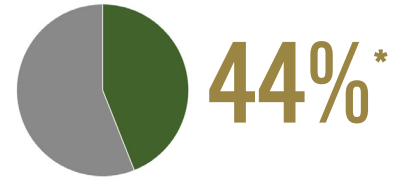
## Approximate Enrollment by College

Arts + Architecture	<b>3%</b>
Liberal Arts & Sciences	<b>19%</b>
Business	<b>16%</b>
Education	<b>2%</b>
Engineering	<b>17%</b>
Health and Human Services	<b>12%</b>
Computing and Informatics	<b>10%</b>
University College	<b>22%</b>

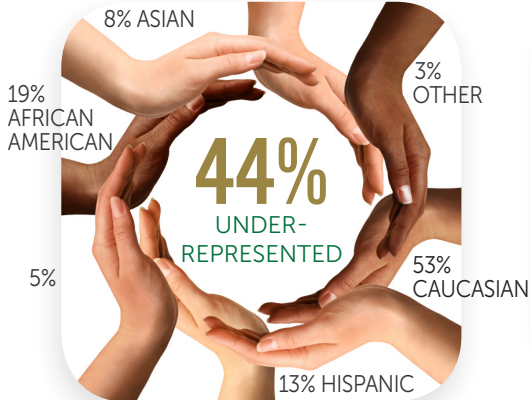
<sup>1</sup> Excludes students who withdrew during the term.

# ENROLLED FALL 2018 TRANSFER CLASS UNDERGRADUATES

**2,970**  
NEW TRANSFERS  
ENROLLED FOR FALL 2018



\*PERCENT OF NEW STUDENTS WHO ARE TRANSFERS



**76%**  
OF NEW TRANSFERS SURVEYED  
WORK WHILE IN SCHOOL

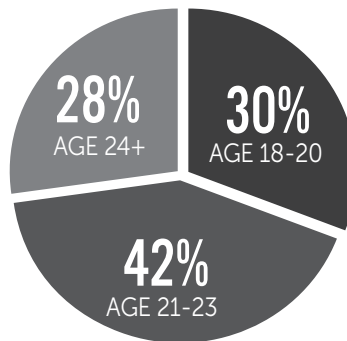
**33%**  
OF NEW TRANSFERS APPLIED TO  
WORK ON CAMPUS

**APPLICATIONS  
RECEIVED**

**5,016**



## AGE RANGES OF TRANSFER STUDENTS



## PREVIOUS INSTITUTIONS OF TRANSFER STUDENTS

NC COMMUNITY COLLEGE	<b>69.7%</b>
NC PUBLIC 4-YR INSTITUTION	<b>11.8%</b>
FOREIGN INSTITUTION	<b>8.1%</b>
NC PRIVATE 4-YR INSTITUTION	<b>4.9%</b>
OUT-OF-STATE INSTITUTION	<b>2.9%</b>

**33%**

OF TRANSFER STUDENTS  
TRANSFER WITH A  
2-YEAR DEGREE (AA or AS)

**551** NEW TRANSFERS  
LIVE ON CAMPUS

19% OF NEW FALL TRANSFERS CHOSE TO LIVE ON CAMPUS

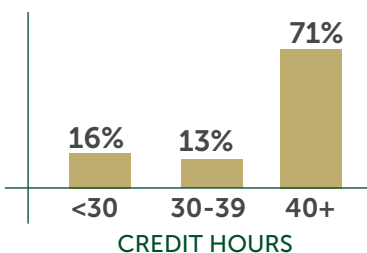
**12**

AVERAGE NO. CREDITS  
ENROLLED FOR FALL '18 <sup>1</sup>

**49**

AVERAGE NO. CREDITS  
TRANSFERRED FOR FALL '18 <sup>1</sup>

## NUMBER OF CREDIT HOURS TRANSFERRED TO UNC CHARLOTTE



NEW TRANSFERS BROUGHT IN A TOTAL OF  
144,741 HOURS OF TRANSFER CREDIT

CPC:	29.4%
WAKE TECH:	6.6%
RCCC:	3.9%
CATAWBA VALLEY:	2.8%
GASTON:	2.7%
MITCHELL:	2.2%
ECU:	1.7%
UNCG:	1.6%

<sup>1</sup> Excludes students who withdrew during the term.

# SPRING 2019 FRESHMEN AND TRANSFERS

## FRESHMEN STUDENTS

SPRING 2019

115

AVERAGE HS GPA:  
3.81

## BREAKDOWN BY COLLEGE

- 2 ARTS + ARCHITECTURE
- 30 LIBERAL ARTS & SCIENCES
- 17 BUSINESS
- 1 EDUCATION
- 12 ENGINEERING
- 14 HEALTH AND HUMAN SERVICES
- 6 COMPUTING AND INFORMATICS
- 33 UNIVERSITY COLLEGE

## MOST POPULAR MAJORS

1. UNDECIDED
2. COMPUTER SCIENCE
3. NURSING
4. MECHANICAL ENGINEERING
5. BIOLOGY

## TRANSFER STUDENTS

SPRING 2019

1,129

AVERAGE TRANSFER GPA:  
3.0

## BREAKDOWN BY COLLEGE

- 13 ARTS + ARCHITECTURE
- 371 LIBERAL ARTS & SCIENCES
- 161 BUSINESS
- 46 EDUCATION
- 71 ENGINEERING
- 131 HEALTH AND HUMAN SERVICES
- 95 COMPUTING AND INFORMATICS
- 222 UNIVERSITY COLLEGE

## MOST POPULAR MAJORS

1. UNDECIDED
2. COMPUTER SCIENCE
3. PSYCHOLOGY
4. COMMUNICATIONS
5. EXERCISE SCIENCE

# 2018-2019 UNIVERSITY-WIDE PROFILE



81.9%

1<sup>ST</sup> YEAR RETENTION RATE  
OF FULL TIME, FIRST-YEAR  
STUDENTS ENTERING IN FALL 2017



6,090

STUDENTS LIVE  
ON CAMPUS

61%

OF STUDENTS  
WHO'VE GRADUATED  
HAD PARTICIPATED IN  
INTERNSHIPS, EXPERIENTIAL,  
OR RESEARCH OPPORTUNITIES



APPROXIMATELY

42%

OF ALL NEW UNDERGRADUATES  
ARE FIRST-GENERATION  
COLLEGE STUDENTS



75%

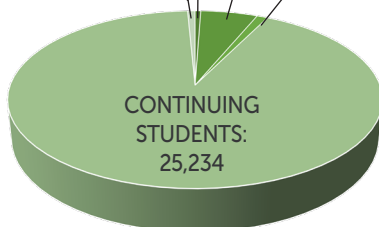
OF UNDERGRADUATES  
RECEIVE FINANCIAL AID  
41% OF STUDENTS ON AID RECEIVE FEDERAL  
PELL GRANTS (9,681 STUDENTS)

## UNIVERSITY FAST FACTS

29,710 Total students enrolled  
137,000+ Alumni  
78,360 Alumni in Charlotte region  
400+ Student clubs/organizations  
29% Increase in enrollment  
over the last decade

## FALL 2018 ENROLLMENT UNDERGRADUATE STUDENTS

NEW FRESHMEN: 3,708  
NON-DEGREE: 264  
NEW TRANSFERS: 2,970  
READMITS: 504



1,465 UNC CHARLOTTE  
STUDENTS ARE  
MILITARY AFFILIATED  
AND UTILIZED CHAPTER 33  
OF THE G.I. BILL IN THE  
2018-19 ACADEMIC YEAR

## STUDENTS COME FROM

94

Countries

48

States

## 5-YEAR ENROLLMENT GROWTH



RANKED AMONG THE  
TOP 150 UNIVERSITIES IN THE  
U.S. IN INTERNATIONAL  
ENROLLMENT  
- US NEWS